

# SAWIS

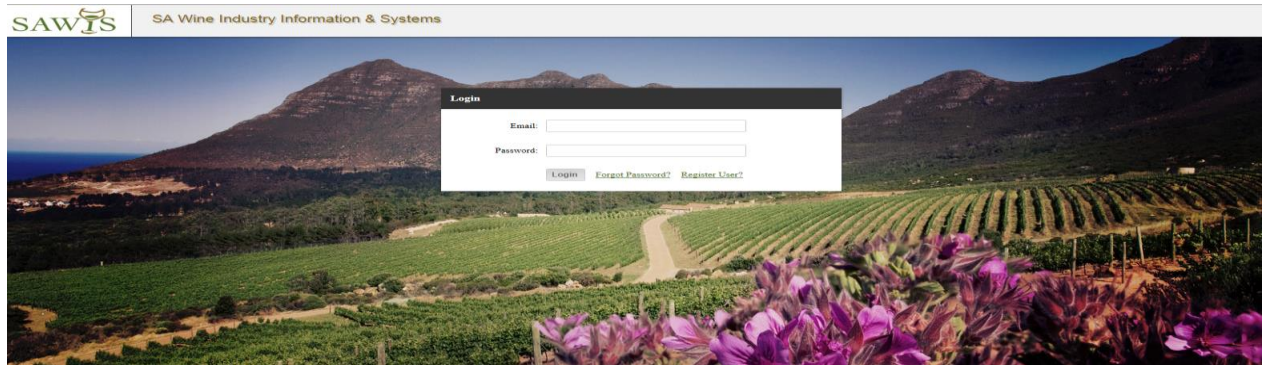


## **On-line Manual for SAWIS 1**

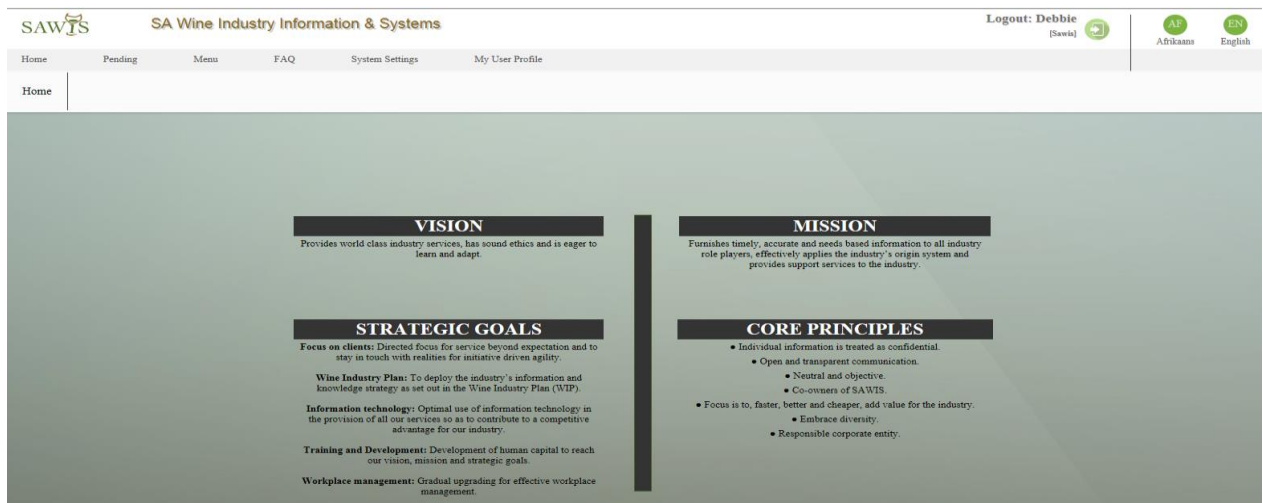
### **Changes to Vineyard Blocks and Status**

## 1. To View the Vineyard Blocks

1. Log in as User /Administrator.



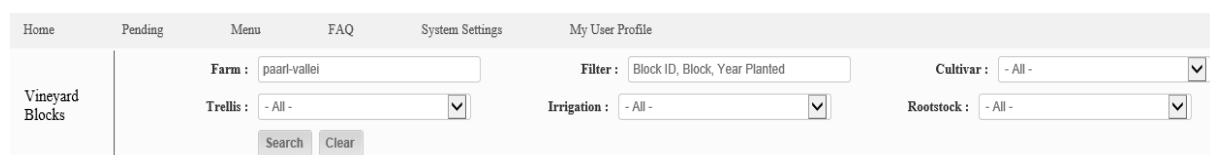
2. The next screen will display.



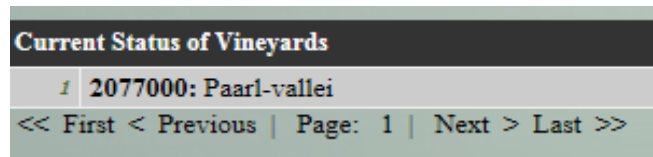
**Please note: To enable the actual GPS data to be programmed into the new system, the GPS feature has been deactivated. However, once the block data is changed and GPS coordinates are added, it will automatically reactivate.**

3. Click on Menu under Farms and then Vineyard Blocks.

Hint: A quick way to find the vineyard blocks of a specific farm is to filter it as shown on the screen below, e.g. type the farm name "Paarl-Vallei" or the farm number "2077000" and Click on search.



- The result after filtering/search will display as on the screen below.



- Click once on “2077000: Paarl-Vallei”.
- The SAWIS 1 will display as on the screen below.

Current Status of Vineyards									
2077000: Paarl-vallei									
#	Block Number	Planting year	Cultivar/ Rootstock	Planting Width (m)			Number Of Vines	Hectares	C
				Between Rows		In Row			
				Wide	narrow				
1	1	2005	Chenin Blanc / Ramsey	2.80	0.00	1.30	7,808	2.84	
3	3	2003	Chardonnay / Ramsey	2.80	0.00	1.30	5,381	1.96	
4	4	1997	Chardonnay / Ramsey	2.80	0.00	1.30	6,157	2.24	
5	5	2002	Chardonnay / Ramsey	2.80	0.00	1.30	2,362	0.86	
6	6	2002	Shiraz / RICHTER 99	2.80	0.00	1.30	4,663	1.70	
7	7	1995	Sauvignon Blanc / RICHTER 99	2.80	0.00	1.30	4,730	1.72	
8	8	1998	Sauvignon Blanc / Ramsey	2.80	0.00	1.30	2,702	0.98	
10	10	2002	Sauvignon Blanc / Ramsey	2.80	0.00	1.30	6,561	2.39	

## 2. CHANGE OF BLOCK NAME/NUMBER

- Make sure which block name/number it is that you intend to change, click on that line. It will appear on the left side of the SAWIS 1 data on the screen.

Block Name/Number: 24    Order: 25    [Edit]

Old Values	New Values
Planting Year:	1991
Cultivar:	Colombar
Rootstock graft:	RICHTER 99
Irrigation:	Micro
Trellis:	4H HEDGE <a href="#">View...</a>
GPS Hectare:	0
Row 1 Spacing (Wide):	2.80 (m)
Row 2 Spacing (Narrow):	0.00 (m)
Vine Spacing (m):	1.30 (m)
Number of Vines:	4,548
Hectare:	1.66
Description:	

SAWIS 1: Vineyard Status Report

Date: 2017-08-02

Member Name: \_\_\_\_\_

Address: \_\_\_\_\_

Farm Name: \_\_\_\_\_

Member Number: \_\_\_\_\_

Tel No: \_\_\_\_\_

Fax No: \_\_\_\_\_

Email: \_\_\_\_\_

Co-Op: \_\_\_\_\_

Farm Number: \_\_\_\_\_

Block Number	Planting year	Cultivar / Rootstock	Planting Width (m)		Number Of Vines	Hectares	GPS	Irrigation System	Trellising System	Vines Uprooted		Vines Grafted		Vines Ammended				
			Wide	narrow						Year	Number	Year	Number	Year	Number	Year	Number	
Debbie1	2005	Chenin Blanc / Ramsey	2.80	0.00	1.30	7,808	2.84	Micro	4H HEDGE	0	0	0.00	0	0	0.00	0	0	0.00
3	2003	Chardonnay / Ramsey	2.80	0.00	1.30	0	0.00	Micro	4H HEDGE	0	0	0.00	0	0	0.00	2017	-5381	-1.96
4	1997	Chardonnay / Ramsey	2.80	0.00	1.30	157	0.06	Micro	4H HEDGE	0	0	0.00	0	0	0.00	0	-6000	0.00
5	2002	Chardonnay / Ramsey	2.80	0.00	1.30	362	0.14	Micro	4H HEDGE	0	0	0.00	0	0	0.00	0	-2000	0.00
6	2002	Shiraz / RICHTER 99	2.80	0.00	1.30	4,000	1.46	Micro	4H HEDGE	0	0	0.00	2017	663	0.24	0	0	0.00

- Click on Edit on the left side of the screen to select the type of change.

Block Name/Number: 24    Order: 25    [Cancel]

Type Of Change: - Select - ▼

Year Of: 2017

- Select Change Name option.

**Block Name/Number: 24** [\[Cancel\]](#)

Type Of Change: Change Name ▼

Block Name/Number:

Report Order:

Year Of Change (Change Name):

- Change block name/number 24 to South24.

**Block Name/Number: 24** [\[Cancel\]](#)

Type Of Change: Change Name ▼

Block Name/Number:  ✕

Report Order:

Year Of Change (Change Name):

- Click on the Save icon.



- View the changes made on the SAWIS 1: Vineyard Status Report on the right side of the screen.

24	1991	Colombar / RICHTER 99	2.80	0.00	1.30	4,548	1.66	Micro	4H HEDGE	0	0	0.00	0	0	0.00	0	0	0.00
South24	1991	Colombar / RICHTER 99	2.80	0.00	1.30	4,548	1.66	Micro	4H HEDGE	0	0	0.00	0	0	0.00	0	0	0.00

### 3. CHANGE OF CULTIVAR (only for SAWIS office use)

**SAWIS 1: Vineyard Status Report**

Date: 2017-08-02

Member Name:

Address:

Farm Name:

Member Number:

Tel No:

Fax No:

Email:

Co-Op:

Farm Number:

**Current Status of Vineyards**

Block Number	Planting year	Cultivar / Rootstock	Planting Width (m)		Number Of Vines	Hectares	GPS	Irrigation System	Trellising System	Vines Uprooted			Vines Grafted			Vines Ammended			
			Between Rows	In Row						Year	Number	Ie	Year	Previous Cultivar	Number	Ie	Year	Number	Ie
			Wide	narrow															

1. Make sure which block name/number it is that you intend to change, click on that line and it will appear on the left side of the SAWIS 1 data on the screen.
2. Click Block Name/Number 30 to change cultivar Chardonnay to Sauvignon blanc.
3. Click on Edit on the left side of the screen to select the type of change.

<b>Block Name/Number: 30</b>		<b>Order:</b> 31	<a href="#">[Edit]</a>
		<b>Old Values</b>	<b>New Values</b>
<b>Planting Year:</b>		1997	
<b>Cultivar:</b>		Chardonnay	

4. Select Change Cultivar option.

<b>Block Name/Number: 30</b>		<b>Order:</b> 31	<a href="#">[Cancel]</a>
<b>Type Of Change:</b>		Change Cultivar	▼
<b>Year Of Change Cultivar:</b>			2017

5. Select Sauvignon blanc on the drop-down box.

<b>Block Name/Number: 30</b>		<b>Order:</b> 31	<a href="#">[Cancel]</a>
<b>Type Of Change:</b>		Change Cultivar	▼
<b>Year Of Change Cultivar:</b>			2017
		<b>Old Values</b>	<b>New Values</b>
<b>Planting Year:</b>		1997	
<b>Cultivar:</b>		Chardonnay	Sauvignon Blanc ▼

6. Click on the Save icon.



7. View the result/changes

The original line

30	1997	Chardonnay / USVIT 8-7	2.80	0.00	1.30	3,560	1.30	Micro	4H HEDGE	0	0	0.00	0	0	0.00	0	0	0.00
----	------	------------------------	------	------	------	-------	------	-------	----------	---	---	------	---	---	------	---	---	------

The original line after cultivar change

30	1997	Chardonnay / USVIT 8-7	2.80	0.00	1.30	0	0.00	Micro	4H HEDGE	0	0	0.00	0	0	0.00	2017	-3560	-1.30
----	------	------------------------	------	------	------	---	------	-------	----------	---	---	------	---	---	------	------	-------	-------

The new line as Sauvignon blanc

30	1997	Sauvignon Blanc / USVIT 8-7	2.80	0.00	1.30	3,560	1.30	Micro	4H HEDGE	0	0	0.00	0	0	0.00	2017	3560	1.30
----	------	-----------------------------	------	------	------	-------	------	-------	----------	---	---	------	---	---	------	------	------	------

## 4. THE AMENDED FUNCTION

Please note: If the vines, hectares, irrigation, trellising etc was captured incorrectly use the amended function to make changes. Ensure that it is not an uprooting when changing the vines or hectares.

1. Click on the block number you need to change on the SAWIS 1: Vineyard Status Report:
2. Click Block Name/Number e g 38 to change the irrigation from micro to sprinkle, trellising from 4h hedge to 4 ex Perold and 4027 vines to 4500 and click the amendment option at the bottom of the input screen.
3. Click on Edit on the left side of the screen to select the type of change.

<b>Block Name/Number: 38</b>		<a href="#">[Edit]</a>
<u>Old Values</u>	<u>New Values</u>	

4. Select Amended option

<b>Block Name/Number: 38</b>		<a href="#">[Cancel]</a>
Type Of Change:	Amended	▼
Year Of Change (Amended):	2017	

<b>Block Name/Number: 38</b>		<a href="#">[Cancel]</a>
Type Of Change:	Amended	▼
Year Of Change (Amended):	2017	
	<u>Old Values</u>	<u>New Values</u>
Planting Year:	2003	
Cultivar:	Sauvignon Blnc	
Rootstock graft:	Ramsey	Ramsey ▼
Irrigation:	Micro	Sprinkle ▼
Trellis:	4H HEDGE - <a href="#">View</a> -	4EX PEROLD ▼
GPS:		
GPS Hectare:	0	0
Row 1 Spacing (Wide):	2.80	2.8 (m)
Row 2 Spacing (Narrow) :	0.00	0 (m)
Vine Spacing (m):	1.30	1.3 (m)
Number of Vines:	4,027	4500
<b>Please select one:</b>	<input checked="" type="radio"/> Amendment	<input type="radio"/> New Planting
Hectare:	1.47	1.64
Description:		

- Click the Save icon.



- View the result/changes.

38	2003	Sauvignon Blanc / Ramsey	2.80	0.00	1.30	4,027	1.47	Micro	4H HEDGE	0	0	0.00	0	0	0.00	0	0	0.00
38	2003	Sauvignon Blanc / Ramsey	2.80	0.00	1.30	4,500	1.64	Sprinkle	4EX PEROLD	0	0	0.00	0	0	0.00	2017	473	0.17

## 5. HOW TO SPLIT A VINEYARD BLOCK

- Make sure which block name/number it is that you intend to change, click on that line and it will appear on the left side of the SAWIS 1 data on the screen.
- Example: Block A1 the original block is 5500 vines the first split will be 500 vines rename this block to “splita1” and the second split will be 2500 vines rename this block to “splita2” rename the original to “ORIG A1” which will be 2500 vines.
- Click on Edit on the left side of the screen to select the type of change.

**Block Name/Number: A1** [\[Edit\]](#)

Old Values	New Values
------------	------------

- Select Block Split.

**Block Name/Number: A1** [\[Cancel\]](#)

Block Name/Number:

Report Order:

Type Of Change:  ▼

Year Of Change (Block Split):

---

	Old Values	New Values
Planting Year:	1993	
Cultivar:	Chenin Blanc	
Rootstock graft:	RICHTER 99	
Irrigation:	Drip	
Trellis:	1H HEDGE <a href="#">-View-</a>	
GPS:		
GPS Hectare:	0	
Row 1 Spacing (Wide):	2.44	(m)
Row 2 Spacing (Narrow) :	0.00	(m)
Vine Spacing (m):	1.25	(m)
Number of Vines:	5,500	<input style="width: 50px;" type="text" value="500"/> × Vines left: 5000
Hectare:	1.64	<input style="width: 50px;" type="text" value="0.15"/>

- Click the Save icon.



- The screen below will display. Change block name if necessary and click on next in this case rename block to “split1 A1”.

**SAWIS Vineyard Block Registration** Reset

Start Vineyard Block Setup Review

Vineyard Block Setup

---

Farm Blocks: Add Block

---

1: A1 (s) ▼ ✕

General		Specifications	
Planting Year:	<input type="text" value="1993"/>	Row 1 Spacing (Wide):	<input type="text" value="2.44"/>
Block Name/Number:	<input type="text" value="split A1 (s)"/> ✕	Row 2 Spacing (Narrow):	<input type="text" value="0"/>
Cultivar:	<input type="text" value="Chenin Blanc"/> ▼	Vine Spacing (m):	<input type="text" value="1.25"/>
Rootstock:	<input type="text" value="RICHTER 99"/> ▼	Number of Vines:	<input type="text" value="500"/>
Irrigation:	<input type="text" value="Drip"/> ▼	Hectare:	<input type="text" value="0.15"/>
Do you want to enter your own hectare?:	<input checked="" type="radio"/> No <input type="radio"/> Yes		
Trellis:	<input type="text" value="One-strand Hedge"/> ▼		
GPS:	<input type="text"/>		
Description	<input type="text"/>		

Next Cancel

- Click again on the original block A1 which is now 5000 vines to do the second split of 2500 vines.

Current Status of Vineyards																					
Block Number	Planting year	Cultivar / Rootstock	Planting Width (m)			Number Of Vines	Hectares	GPS	Irrigation System	Trellising System	Vines Uprooted			Vines Grafted			Vines Ammended			Single Vineyard	
			Between Rows		In Row						Year	Number	Ha	Year	Previous Cultivar	Number	Ha	Year	Number		Ha
			Wide	Narrow																	
A1	1993	Chenin Blanc/ RICHTER 99	2.44	0.00	1.25	5,000	1.49	Drip	IH HEDGE	0	0	0.00	0		0	0.00	2017	-500	-0.15	-	



- Rename the original line of block A1 to "Orig a1" split 2500 vines.

Block Name/Number: A1		[Cancel]
Block Name/Number:	Orig a1	
Report Order:	1	
Type Of Change:	Block Split	
Year Of Change (Block Split):	2017	
<b>Planting Year:</b>	<b>Old Values</b>	<b>New Values</b>
<b>Cultivar:</b>	1993	
<b>Rootstock graft:</b>	Chenin Blanc	
<b>Irrigation:</b>	RICHTER 99	
<b>Trellis:</b>	Drip	
	<b>IH</b>	
	<b>HEDGE</b> - <a href="#">View</a> -	
<b>GPS:</b>		
<b>GPS Hectare:</b>	0	
<b>Row 1 Spacing (Wide):</b>	2.44	(m)
<b>Row 2 Spacing (Narrow) :</b>	0.00	(m)
<b>Vine Spacing (m):</b>	1.25	(m)
<b>Number of Vines:</b>	5,000	<input type="text" value="2500"/> × Vines left: 2500
<b>Hectare:</b>	1.49	<input type="text" value="0.76"/>
<b>Description:</b>		

- Click the Save icon.



- The next screen will appear and rename block name of second split to "split2 A1".

Start	Vineyard Block Setup	Review
Vineyard Block Setup		
Farm Blocks:		<input type="button" value="Add Block"/>
1: A1 (s) <span style="float: right;">▼ ×</span>		
<b>General</b>		<b>Specifications</b>
Planting Year:	<input type="text" value="1993"/>	Row 1 Spacing (Wide):
Block Name/Number:	<input type="text" value="split2 A1(s)"/> ×	Row 2 Spacing (Narrow):
Cultivar:	Chenin Blanc	Vine Spacing (m):
Rootstock:	RICHTER 99	Number of Vines:
Irrigation:	Drip	Hectare:
Do you want to enter your own hectare?:	<input checked="" type="radio"/> No <input type="radio"/> Yes	
Trellis:	One-strand Hedge	<a href="#">-View-</a>
GPS:	<input type="text"/>	
Description	<input type="text"/>	
<input type="button" value="Next"/> <input type="button" value="Cancel"/>		

## 11. Original block before splitting

Block Number	Planting year	Cultivar / Rootstock	Planting Width (m)			Number Of Vines	Hectares	GPS	Irrigation System	Trellising System	Vines Uprooted			Vines Grafted			Vines Ammended			Single Vineyard	
			Between Rows		In Row						Year	Number	Ha	Year	Previous Cultivar	Number	Ha	Year	Number		Ha
			Wide	Narrow																	
A1	1993	Chenin Blanc/ RICHTER 99	2.44	0.00	1.25	5,500	1.64	Drip	1H HEDGE	0	0	0.00	0		0	0.00	0	0	0.00	-	

## 12. After the split is done the blocks will display as on the screen below.

SAWIS 1: Vineyard Status Report																					
Date:		2017-08-16										Member Number:									
Member Name:												Tel No:									
Address:												Fax No:									
Farm Name:												Email:									
												Co-Op:									
												Farm Number:									
Current Status of Vineyards																					
Block Number	Planting year	Cultivar / Rootstock	Planting Width (m)			Number Of Vines	Hectares	GPS	Irrigation System	Trellising System	Vines Uprooted			Vines Grafted			Vines Ammended			Single Vineyard	
			Between Rows		In Row						Year	Number	Ha	Year	Previous Cultivar	Number	Ha	Year	Number		Ha
			Wide	Narrow																	
Orig #1	1993	Chenin Blanc/ RICHTER 99	2.44	0.00	1.25	2,500	0.73	Drip	1H HEDGE	0	0	0.00		0	0.00	2017	-3,000	-0.91	-		
split1 A1	1993	Chenin Blanc/ RICHTER 99	2.44	0.00	1.25	500	0.15	Drip	1H HEDGE	0	0	0.00		0	0.00	2017	500	0.15	-		
split2 A1	1993	Chenin Blanc/ RICHTER 99	2.44	0.00	1.25	2,500	0.76	Drip	1H HEDGE	0	0	0.00	0		0	0.00	2017	2,500	0.76	-	

## 6. CHANGE OF GRAFTED VINES

1. Make sure which block name/number it is that you intend to change, click on that line and it will appear on the left side of the SAWIS 1 data on the screen.

SAWIS 1: Vineyard Status Report																					
Date:		2017-08-16										Member Number:									
Member Name:												Tel No:									
Address:												Fax No:									
Farm Name:												Email:									
												Co-Op:									
												Farm Number:									
Current Status of Vineyards																					
Block Number	Planting year	Cultivar / Rootstock	Planting Width (m)			Number Of Vines	Hectares	GPS	Irrigation System	Trellising System	Vines Uprooted			Vines Grafted			Vines Ammended			Single Vineyard	
			Between Rows		In Row						Year	Number	Ha	Year	Previous Cultivar	Number	Ha	Year	Number		Ha
			Wide	Narrow																	
A3B	2005	Colombar/ Ramsey	2.44	0.00	1.22	4,680	1.39	Drip	1H HEDGE		0	0.00		0	0.00		0	0.00	-		

2. Click on Grafted.
3. Example: Graft 680 vines of Colombar to Sauvignon blanc; the remaining Colombar vines are 4000.

**Block Name/Number: A3B** [\[Cancel\]](#)

Block Name/Number:

Report Order:

Type Of Change:

Year Of Change (Grafted):

---

	Old Values	New Values
Planting Year:	2005	
Cultivar:	Colombar	<input type="text" value="Sauvignon Blnc"/> <input type="button" value="v"/>
Rootstock graft:	Ramsey	
Irrigation:	Drip	
Trellis:	1H HEDGE - <a href="#">View</a> -	
GPS:		
GPS Hectare:	0	
Row 1 Spacing (Wide):	2.44	(m)
Row 2 Spacing (Narrow) :	0.00	(m)
Vine Spacing (m):	1.22	(m)
Number of Vines:	4,680	<input type="text" value="680"/> <b>Vines left: 4000</b>
Hectare:	1.39	<input type="text" value="0.20"/>
Description:		

- Click the save icon



- The original block and the grafting blocks will display as on the screen below.

**SAWIS 1: Vineyard Status Report**

Date: 2017-08-16 Member Number: [redacted]

Member Name: [redacted] Tel No: [redacted]

Address: [redacted] Fax No: [redacted]

Farm Name: [redacted] Email: [redacted]

Co-Op: [redacted]

Farm Number: [redacted]

---

**Current Status of Vineyards**

Block Number	Planting year	Cultivar / Rootstock	Planting Width (m)			Number Of Vines	Hectares	GPS	Irrigation System	Trellising System	Vines Uprooted			Vines Grafted			Vines Ammended			Single Vineyard	
			Between Rows		In Row						Year	Number	Ha	Year	Previous Cultivar	Number	Ha	Year	Number		Ha
			Wide	Narrow																	
A3B	2005	Colombar / Ramsey	2.44	0.00	1.22	4,000	1.19		Drip	1H HEDGE		0	0.00	2017		-680	-0.20		0	0.00	-
A3B (g)	2005	Sauvignon Blnc / Ramsey	2.44	0.00	1.22	680	0.20		Drip	1H HEDGE		0	0.00	2017	Colombar	680	0.20		0	0.00	-

## 7. ADD NEW BLOCK

1. Start on the Farm Page (see bullet 3 on page 2 of this manual)

The screenshot shows a navigation bar with links: Home, Pending, Menu, FAQ, System Settings, and My User Profile. Below the navigation bar is a search area for 'Vineyard Blocks'. It includes a text input for 'Farm' with the value 'paarl-vallei', a dropdown for 'Trellis' set to '- All -', a text input for 'Filter' with the value 'Block ID, Block, Year Planted', a dropdown for 'Irrigation' set to '- All -', a dropdown for 'Cultivar' set to '- All -', and a dropdown for 'Rootstock' set to '- All -'. There are 'Search' and 'Clear' buttons.

2. Make sure how many new blocks you want to add as indicated on SAWIS 1 form.
3. Click on Add Block in drop-down box.

The screenshot shows the 'SAWIS 1: Vineyard Status Report' form. On the left, there is a section for 'Block Name/Number: 1' with a '[Cancel]' button. Below it are fields for 'Type Of Change' (a dropdown menu with 'Add Block' selected), 'Report Order' (a text input with '1'), and 'Year Of Change' (a text input with '2017'). At the bottom of this section are 'Old Values' and 'New Values' tabs. On the right, there is a 'Date' field with '2017-09-26', a 'Member Name' field, an 'Address' field, and a 'Farm name' field. To the right of these fields are labels for 'Member Number:', 'Tel No:', 'Fax No:', 'Email:', 'Co-op:', and 'Farm Number:', each followed by a blurred area.

4. Indicate that you want to add 2 new blocks and click Continue.

The screenshot shows the 'SAWIS Vineyard Block Registration' form. At the top, there is a title bar with 'SAWIS Vineyard Block Registration' and a 'Reset' button. Below the title bar are three tabs: 'Start', 'Vineyard Block Setup', and 'Review'. The main content area has a yellow header with the text 'SAWIS Vineyard Block Registration'. Below this is a text input field with the label 'Indicate the number of new blocks the farm has: \*' and the value '2'. There is a 'Continue' button at the bottom left.

5. The next screen will appear to register the 2 new blocks.

**SAWIS Vineyard Block Registration**
Reset

[Start](#)
[Vineyard Block Setup](#)
[Review](#)

Vineyard Block Setup

---

Farm Blocks: Add Block

---

1: New
▼ ✕

**General**

Planting Year:

Block Name/Number:

Cultivar:  ▼

Rootstock:  ▼

Irrigation:  ▼

Do you want to enter your own hectare?:  No  Yes

Trellis:  ▼

GPS:

**Specifications**

Row 1 Spacing (Wide):

Row 2 Spacing (Narrow):

Vine Spacing (m):

Number of Vines:

Hectare:

Description

---

2: New
< ✕

Next

6. Complete all the requested fields below for the first new block.
7. Then click on the second new red button.

Farm Blocks: Add Block

---

1: *New* ▼ ✕

General	Specifications
Planting Year: <input type="text" value="2017"/>	Row 1 Spacing (Wide): <input type="text" value="1.50"/>
Block Name/Number: <input type="text" value="New block che1"/>	Row 2 Spacing (Narrow): <input type="text" value="0.00"/>
Cultivar: <input type="text" value="Chenin Blanc"/> ▼	Vine Spacing (m): <input type="text" value="1.50"/>
Rootstock: <input type="text" value="101-14"/> ▼	Number of Vines: <input type="text" value="1000"/>
Irrigation: <input type="text" value="Drip"/> ▼	Hectare: <input type="text" value="0.23"/>
Do you want to enter your own hectare?: <input checked="" type="radio"/> No <input type="radio"/> Yes	
Trellis: <input type="text" value="Ballerina"/> ▼ <span style="float: right;">-View-</span>	
GPS: <input type="text"/>	
Description <input type="text"/>	

---

2: *New* ◀ ✕

---

Next

8. Complete all the requested information for the second new block.

Farm Blocks: Add Block

---

1: *New* ◀ ✕

---

2: *New* ▼ ✕

General	Specifications
Planting Year: <input type="text" value="2017"/>	Row 1 Spacing (Wide): <input type="text" value="1.50"/>
Block Name/Number: <input type="text" value="New block che2"/>	Row 2 Spacing (Narrow): <input type="text" value="0.00"/>
Cultivar: <input type="text" value="Chenin Blanc"/> ▼	Vine Spacing (m): <input type="text" value="2.50"/>
Rootstock: <input type="text" value="1202 X R99"/> ▼	Number of Vines: <input type="text" value="2000"/>
Irrigation: <input type="text" value="Drip"/> ▼	Hectare: <input type="text" value="0.75"/>
Do you want to enter your own hectare?: <input checked="" type="radio"/> No <input type="radio"/> Yes	
Trellis: <input type="text" value="Double Lengthened Double Perold"/> ▼	
GPS: <input type="text"/>	
Description <input type="text"/>	

---

Next

- After completing the block information click on the next button and the wizard will revert back to the Vineyard block details. It is not necessary to click the Save button, as the latest information of the 2 new blocks will automatically show at the bottom.

SAWIS 1: Vineyard Status Report														Date: 2017-09-26								
Date: 2017-09-26				Member Number:																		
Member Name:				Tel No:																		
Address:				Fax No:																		
				Email:																		
				Co-op:																		
Farm name:				Farm Number:																		
Current Status of Vineyards																						
Block Number	Planting year	Cultivar / Rootstock	Planting Width (m)			Number Of Vines	Hectares	GPS	Irrigation System	Trellising System	Vines Uprooted			Vines Grafted			Vines Ammended			Single Vineyard	Status	
			Between Rows		In Row						Year	Number	Ha	Year	Previous Cultivar	Number	Ha	Year	Number			Ha
			Wide	Narrow																		
New block	2017	Chenin Blanc/ 101-14	1.50	0.00	1.50	1,000	0.23		Drip	Ballerina	0	0.00			0	0.00		0	0.00	-	New	
New block	2017	Chenin Blanc/ 1202 X R99	1.50	0.00	2.50	2,000	0.75		Drip	Dexd Perold	0	0.00			0	0.00		0	0.00	-	New	
Total Hectares:							92.87															

## 8. UPROOTING VINES

- Click on the block number you need to uproot on the SAWIS 1: Vineyard Status Report:

SAWIS 1: Vineyard Status Report														Date: 2017-10-10								
Date: 2017-10-10				Member Number:																		
Member Name:				Tel No:																		
Address:				Fax No:																		
				Email:																		
				Co-op:																		
Farm name:				Farm Number:																		
Current Status of Vineyards																						
Block Number	Planting year	Cultivar / Rootstock	Planting Width (m)			Number Of Vines	Hectares	GPS	Irrigation System	Trellising System	Vines Uprooted			Vines Grafted			Vines Ammended			Single Vineyard	Status	
			Between Rows		In Row						Year	Number	Ha	Year	Previous Cultivar	Number	Ha	Year	Number			Ha
			Wide	Narrow																		
3	2003	Chardonnay/ Ramsey	2.80	0.00	1.30	5,381	1.96	N	Micro	4H HEDGE	0	0	0.00	0		0	0.00	0	0	0.00	-	Production

- Click on Edit on the left side of the smaller window on the screen to select the type of change.

Block Name/Number: 3

[Edit]

Old Values

New Values

- Select Uproot option

**Block Name/Number: 3** [\[Cancel\]](#)

Type Of Change:  ▾

Report Order:

Year Of Change (Uprooted):

**Block Name/Number: 3** [\[Cancel\]](#)

Type Of Change:  ▾

Report Order:

Year Of Change (Uprooted):

---

	Old Values	New Values
Planting Year:	2003	
Cultivar:	Chardonnay	
Rootstock graft:	Ramsey	
Irrigation:	Micro	
Trellis:	4H HEDGE	<a href="#">- View -</a>
GPS:	N	
GPS Hectare:	0	
Row 1 Spacing (Wide):	2.80	(m)
Row 2 Spacing (Narrow) :	0.00	(m)
Vine Spacing (m):	1.30	(m)
Number of Vines:	5,381	<input type="text" value="381"/> Vines left: 5000
Hectare:	1.96	<input type="text" value="0.14"/>
Description:		

- Click the save icon



- The block uprooted will display as on the screen below.



SAWIS 1: Vineyard Status Report										Date: 2017-10-10									
Date:	2017-10-10					Member Number:	[REDACTED]												
Member Name:	[REDACTED]					Tel No:	[REDACTED]												
Address:	[REDACTED]					Fax No:	[REDACTED]												
						Email:	[REDACTED]												
						Co-op:	[REDACTED]												
Farm name:	[REDACTED]					Farm Number:	[REDACTED]												

Current Status of Vineyards																						
Block Number	Planting year	Cultivar / Rootstock	Planting Width (m)			Number Of Vines	Hectares	GPS	Irrigation System	Trellising System	Vines Uprooted			Vines Grafted			Vines Ammended			Single Vineyard	Status	
			Between Rows		In Row						Year	Number	Ha	Year	Previous Cultivar	Number	Ha	Year	Number			Ha
			Wide	Narrow																		
3	2003	Chardonnay/Ramsey	2.80	0.00	1.30	5,000	1.82	N	Micro	4H HEDGE	2017	381	0.14		0	0.00		0	0.00	-	Production	

## 9. PRINTING THE SAWIS 1 VINEYARD REPORT

1. Click the SAWIS 1 Report icon to print the SAWIS 1.



## 10. LOGOUT

1. When finished, remember to log out.

Logout: 

---